

Scaled data based on original data using
LM-79-2019 Approved Method: Electrical and Photometric Measurements of Solid-
State Lighting Products

Test Report Prepared for
Cooper Lighting Solutions

Brand: STREETWORKS

Report Number: P386463

Luminaire Tested: GAW-SA2A-827-U-5NQ

Issue Date: 3/3/2020

Test Information

Test Method: LM-79-2019
Report Number: P386463
TEST IS SCALED FROM IESNA LM-79-08 TEST DATA (G2-1903-205-5)
Test Lab: INNOVATION CENTER
Issue Date: 3/3/2020
Manufacturer: COOPER LIGHTING SOLUTIONS
Product Line: STREETWORKS
Catalog Number: GAW-SA2A-827-U-5NQ
Description: GALLEON WALL LUMINAIRE
(2) 80 CRI, 2700K, 615mA LIGHTSQUARES WITH 16 LEDS EACH AND TYPE V NARROW OPTICS
Light Source: -
Ballast/Driver: ELECTRONIC DRIVER

Summary

Lumens per Lamp: N/A
Luminaire Lumens: 7375 lumens
Efficiency: N/A
Efficacy: 111.7 lumens/watt
Luminous Opening: Rectangular (W 1' x L: 0.5' x H: 0')
IES Classification: Type V - Short
BUG Rating: B3 - U0 - G1

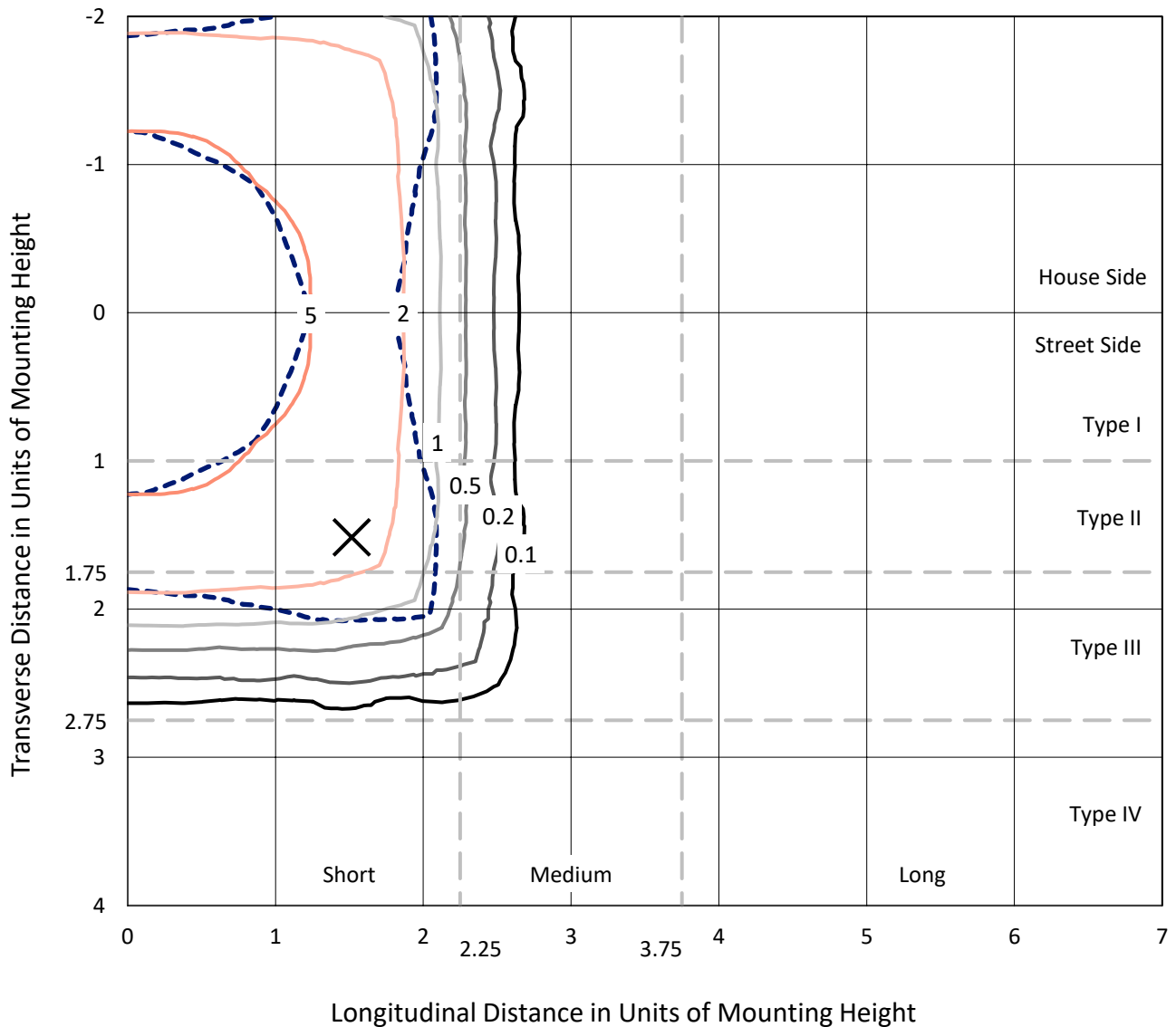
Input Watts (W): 66
Input Voltage (V): NR
Input Current (Ain): NR
Voltage Rise (V): NR
Power Factor: NR
Total Harmonic Distortion (THDi): NR
Frequency (hertz): 60
Stabilization Time: NR
Operation Time: NR
Ambient Temperature (°C): NR
Test Distance: 28.75 FT



REPORT NUMBER: P386463
 CATALOG NUMBER: GAW-SA2A-827-U-5N9

Iso-Footcandle Lines of Horizontal Illumination

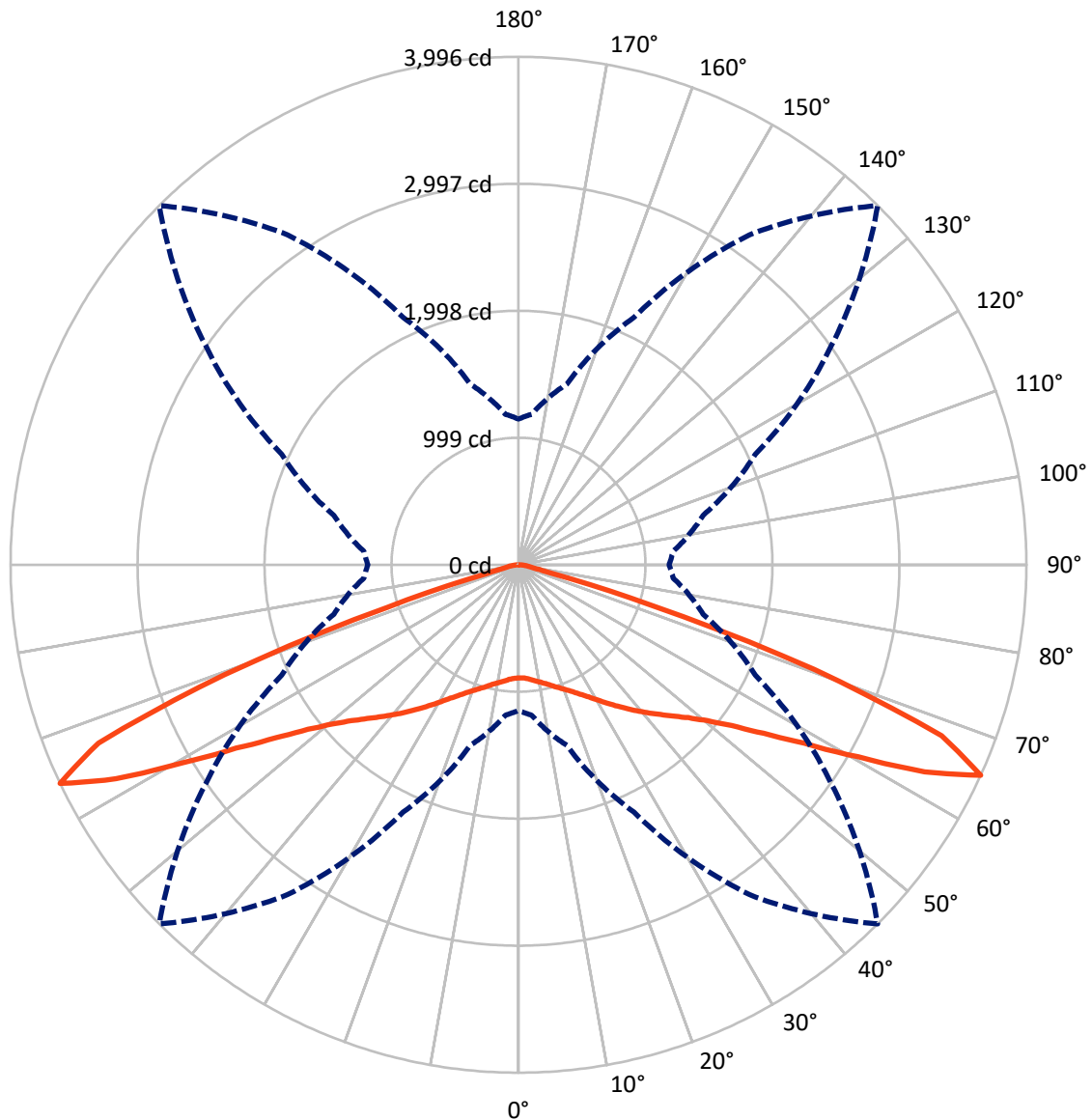
× Max cd
 - - - 1/2 Max cd



Based on 10 foot mounting height. Maximum calculated value = 9 fc
 Type V - Short - N/A

REPORT NUMBER: P386463
CATALOG NUMBER: GAW-SA2A-827-U-5NQ

Luminous Intensity Polar Plot



— Vertical Plane Through 45-Deg Lateral - - - Horizontal Cone Through 65-Deg Vertical

REPORT NUMBER: P386463
 CATALOG NUMBER: GAW-SA2A-827-U-5NQ

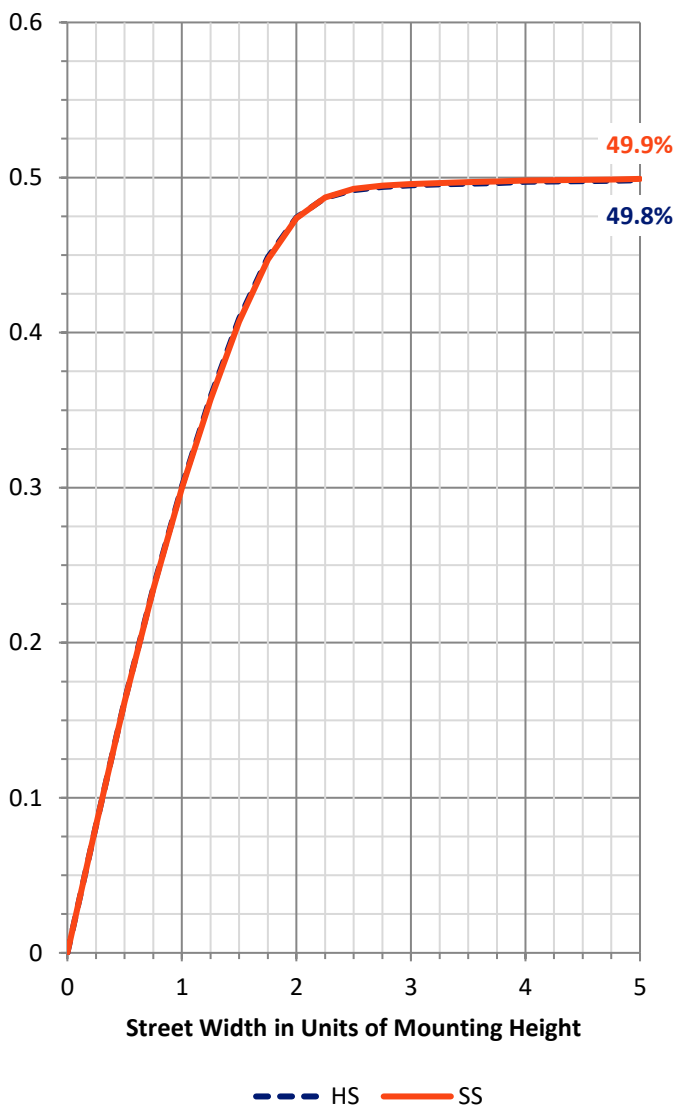
FLUX DISTRIBUTION:

		Downward	Upward	Total
House Side	Lumens	3687.5	0.0	3687.5
	% Fixture	50.0	0.0	50.0
Street Side	Lumens	3687.5	0.0	3687.5
	% Fixture	50.0	0.0	50.0
Total	Lumens	7375.0	0.0	7375.0
	% Fixture	100.0	0.0	100.0

ZONAL LUMENS:

Zone	Lumens	% Fixture
0°-10°	87.4	1.2
10°-20°	280.9	3.8
20°-30°	527.0	7.1
30°-40°	871.5	11.8
40°-50°	1349.8	18.3
50°-60°	2070.3	28.1
60°-70°	1931.8	26.2
70°-80°	224.8	3.0
80°-90°	31.6	0.4
90°-100°	0.0	0.0
100°-110°	0.0	0.0
110°-120°	0.0	0.0
120°-130°	0.0	0.0
130°-140°	0.0	0.0
140°-150°	0.0	0.0
150°-160°	0.0	0.0
160°-170°	0.0	0.0
170°-180°	0.0	0.0
0°-90°	7375.0	100.0
0°-180°	7375.0	100.0

Coefficient of Utilization



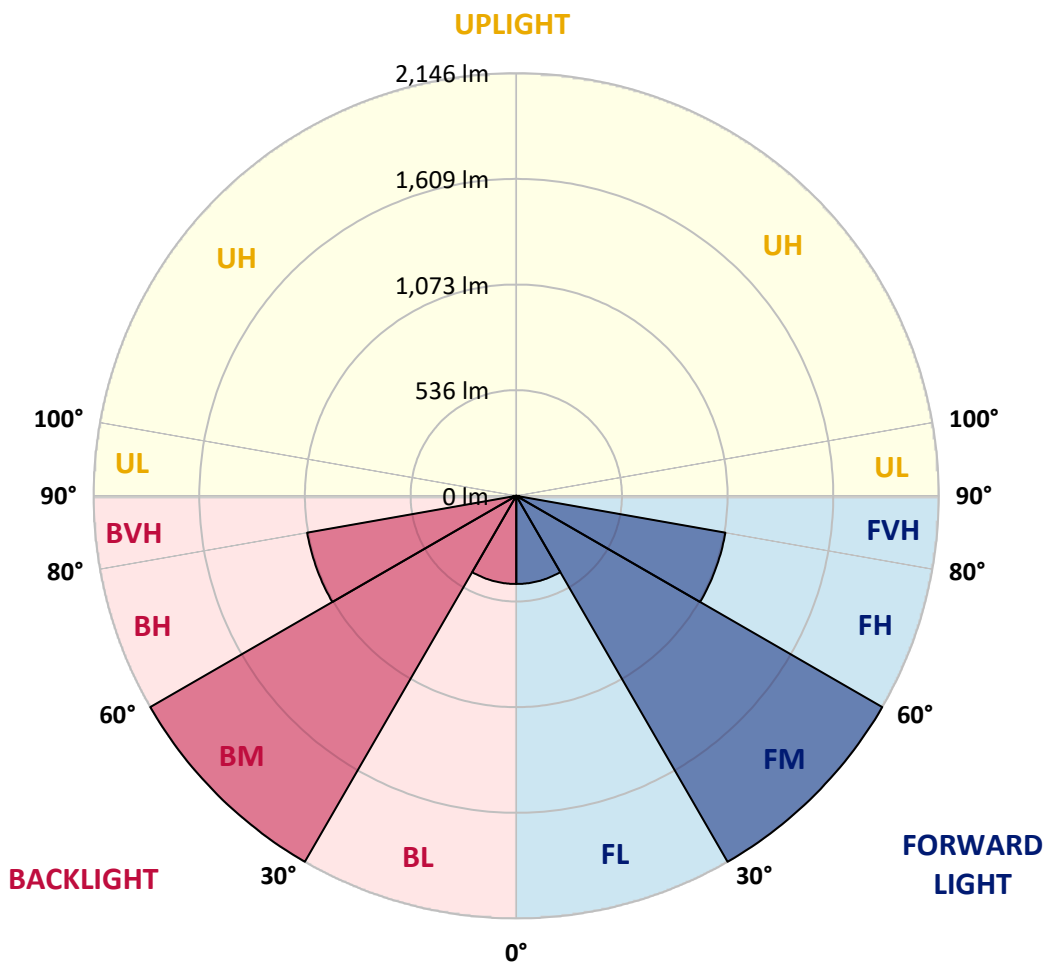
REPORT NUMBER: P386463
 CATALOG NUMBER: GAW-SA2A-827-U-5NQ

LUMINAIRE CLASSIFICATION SYSTEM LUMEN TABLE AND BUG RATING:

Zone	Lumens	% Fixture	Zone Rating/Lumen Limit		
			B	U	G
FL (0°-30°)	447.6	6.1			
FM (30°-60°)	2145.8	29.1			
FH (60°-80°)	1078.3	14.6			G1/1800
FVH (80°-90°)	15.8	0.2			G1/100
BL (0°-30°)	447.6	6.1	B1/500		
BM (30°-60°)	2145.8	29.1	B2/2500		
BH (60°-80°)	1078.3	14.6	B3/2500		G1/1800
BVH (80°-90°)	15.8	0.2			G1/100
UL (90°-100°)	0.0	0.0		U0/0	
UH (100°-180°)	0.0	0.0		U0/0	

BUG Rating: B3-U0-G1

Type V Short





REPORT NUMBER: P386463
 CATALOG NUMBER: GAW-SA2A-827-U-5NQ

CANDELA DISTRIBUTION (FULL):

	0°	5°	15°	25°	35°	45°	55°	65°	75°	85°	90°
0°	890.6	890.6	890.6	890.6	890.6	890.6	890.6	890.6	890.6	890.6	890.6
2.5°	893.6	893.1	893.6	893.8	892.3	893.1	892.8	894.1	894.5	894.1	894.1
5°	903.8	903.1	904.1	905.3	903.4	903.8	903.1	904.6	905.1	904.1	904.8
7.5°	918.0	918.3	919.3	921.5	920.2	921.2	919.8	920.0	919.8	918.3	918.5
10°	933.5	933.7	935.4	938.4	938.9	938.9	937.9	937.1	936.2	935.2	935.4
12.5°	952.1	953.3	954.5	958.2	958.2	960.2	959.7	957.7	956.0	954.5	954.5
15°	977.3	977.0	978.5	982.2	983.9	987.1	987.1	984.4	982.2	980.7	980.2
17.5°	1003.7	1004.5	1005.4	1009.8	1012.5	1016.2	1016.7	1014.5	1013.0	1011.1	1009.8
20°	1034.6	1035.8	1039.7	1041.4	1043.9	1047.3	1048.5	1048.0	1046.6	1045.6	1045.8
22.5°	1070.6	1073.7	1076.2	1078.6	1081.6	1084.0	1085.2	1087.0	1085.5	1084.8	1084.3
25°	1114.1	1116.3	1121.2	1125.6	1127.6	1128.3	1129.8	1132.3	1132.0	1130.3	1130.3
27.5°	1163.6	1167.8	1173.9	1180.2	1180.2	1177.8	1182.7	1186.8	1185.4	1183.2	1180.2
30°	1223.6	1227.5	1234.6	1243.4	1239.0	1237.3	1243.9	1251.5	1249.3	1245.6	1245.1
32.5°	1288.2	1291.9	1301.2	1310.7	1305.1	1302.6	1309.7	1320.8	1316.8	1309.5	1305.1
35°	1358.2	1361.9	1375.1	1386.6	1377.1	1372.9	1378.8	1390.8	1383.9	1370.2	1366.8
37.5°	1434.4	1436.3	1453.4	1465.2	1458.6	1447.6	1454.9	1463.7	1457.9	1441.2	1434.6
40°	1513.4	1520.5	1540.4	1554.1	1542.6	1525.2	1537.4	1549.7	1540.8	1519.5	1508.3
42.5°	1605.7	1611.1	1637.5	1649.8	1631.2	1606.7	1623.3	1640.0	1631.2	1610.6	1600.8
45°	1701.7	1710.0	1741.6	1753.8	1726.9	1695.8	1716.1	1745.3	1744.5	1714.9	1704.6
47.5°	1806.2	1814.5	1852.2	1868.4	1839.3	1797.7	1826.3	1867.4	1864.5	1831.9	1823.6
50°	1926.9	1935.7	1982.7	2003.0	1975.9	1927.4	1970.5	2006.7	2001.3	1961.2	1961.9
52.5°	2078.5	2078.0	2136.5	2171.7	2143.8	2101.0	2140.6	2175.9	2153.6	2098.0	2096.3
55°	2211.1	2219.2	2291.7	2358.5	2356.8	2340.4	2356.3	2357.8	2294.1	2220.2	2211.1
57.5°	2298.3	2313.7	2415.8	2536.7	2627.3	2649.1	2618.3	2524.7	2375.7	2257.4	2243.0
60°	2244.7	2268.2	2428.5	2675.1	2941.9	3069.9	2895.9	2605.8	2312.2	2147.5	2127.9
62.5°	1882.8	1922.5	2157.3	2608.2	3212.7	3587.0	3097.1	2475.8	2060.1	1833.1	1799.6
65°	1146.7	1188.6	1471.6	2146.8	3168.8	3996.3	3005.3	2054.9	1503.6	1221.4	1185.1
67.5°	382.2	394.4	561.1	1186.6	2490.5	3590.7	2494.6	1230.2	654.4	433.8	421.1
70°	149.6	150.8	178.0	344.0	1176.1	2466.2	1297.7	350.1	186.1	147.1	150.3
72.5°	109.9	110.4	118.0	143.7	306.5	1086.5	317.5	144.4	114.8	103.1	103.1
75°	88.4	88.4	93.8	104.8	137.3	249.2	139.3	103.6	89.8	82.3	81.3
77.5°	69.8	71.2	75.4	82.5	93.0	120.0	96.5	82.0	72.5	65.4	63.9
80°	51.9	53.4	60.2	63.7	66.8	83.2	71.2	64.1	57.3	49.0	47.5
82.5°	34.0	35.5	44.1	46.0	45.3	54.3	48.0	47.2	42.1	31.6	30.1
85°	22.3	22.8	29.4	30.6	28.2	24.7	30.6	32.3	29.4	20.6	19.8
87.5°	10.5	10.5	14.9	14.0	12.7	10.3	14.0	16.4	16.6	10.0	9.8
90°	0.0	0.0	0.0	0.0	0.0	0.0	0.0	0.0	0.0	0.0	0.0

(END OF REPORT)